

Scaled data based on original data using  
LM-79-08 Approved Method: Electrical and Photometric Measurements of Solid-  
State Lighting Products

Test Report Prepared for  
Cooper Lighting Solutions  
(formerly Eaton)

Brand: INVUE

Report Number: P141723

Luminaire Tested: **ECM-F03-LED-E1-T2-8030**

Issue Date: 03/03/2020

**Test Information**

Test Method: LM-79-08  
Report Number: P141723  
REPORT IS SCALED FROM IESNA LM-79-08 TEST DATA (P33682)  
Test Lab: INNOVATION CENTER-P3  
Issue Date: 03/03/2020  
Manufacturer: COOPER LIGHTING SOLUTIONS (FORMERLY EATON)  
Product Line: INVUE  
Catalog Number: ECM-F03-LED-E1-T2-8030  
Description: EPIC CLASSICAL MEDIUM DECORATIVE LED LUMINAIRE  
(3) LIGHTBARS WITH AccuLED OPTICS - TYPE 2  
Light Source: (21) 3000K CCT, 80 CRI LEDs  
Ballast/Driver: -

**Summary**

Lumens per Lamp: N/A  
Luminaire Lumens: 6162.1 lumens  
Efficiency: N/A  
Efficacy: 78.7 lumens/watt  
Luminous Opening: Rectangular (W 0.5' x L: 1' x H: 0')  
IES Classification: Type II - Short - Semi-Cutoff  
BUG Rating: B2 - U0 - G2

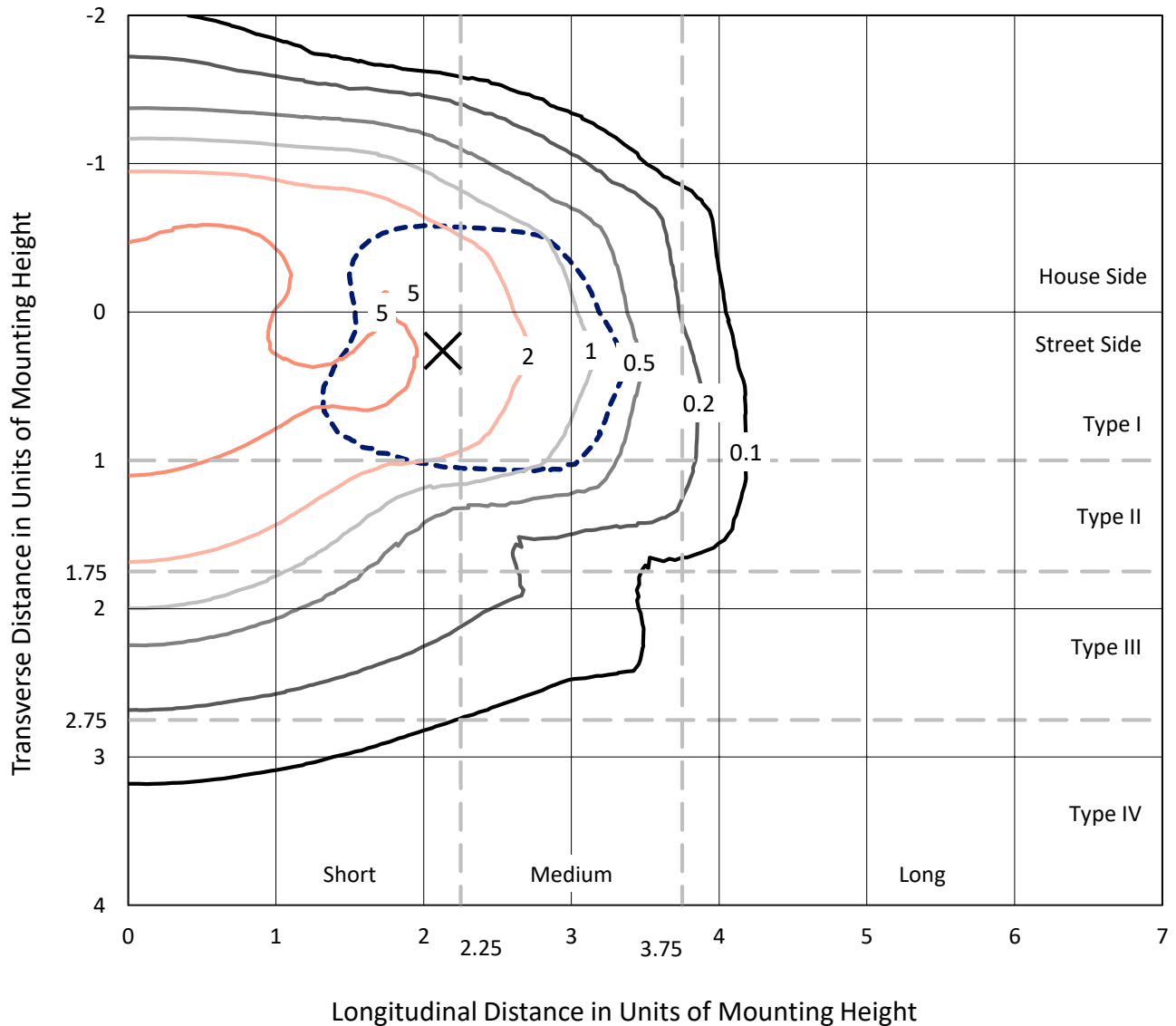
Input Watts (W): 78.3  
Input Voltage (V): NR  
Input Current (Ain): NR  
Voltage Rise (V): NR  
Power Factor: NR  
Total Harmonic Distortion (THDi): NR  
Frequency (hertz): 60  
Stabilization Time: NR  
Operation Time: NR  
Ambient Temperature (°C): NR  
Test Distance: 25 FT



REPORT NUMBER: P141723  
 CATALOG NUMBER: ECM-F03-LED-E1-T2-8030

### Iso-Footcandle Lines of Horizontal Illumination

× Max cd  
 - - - 1/2 Max cd

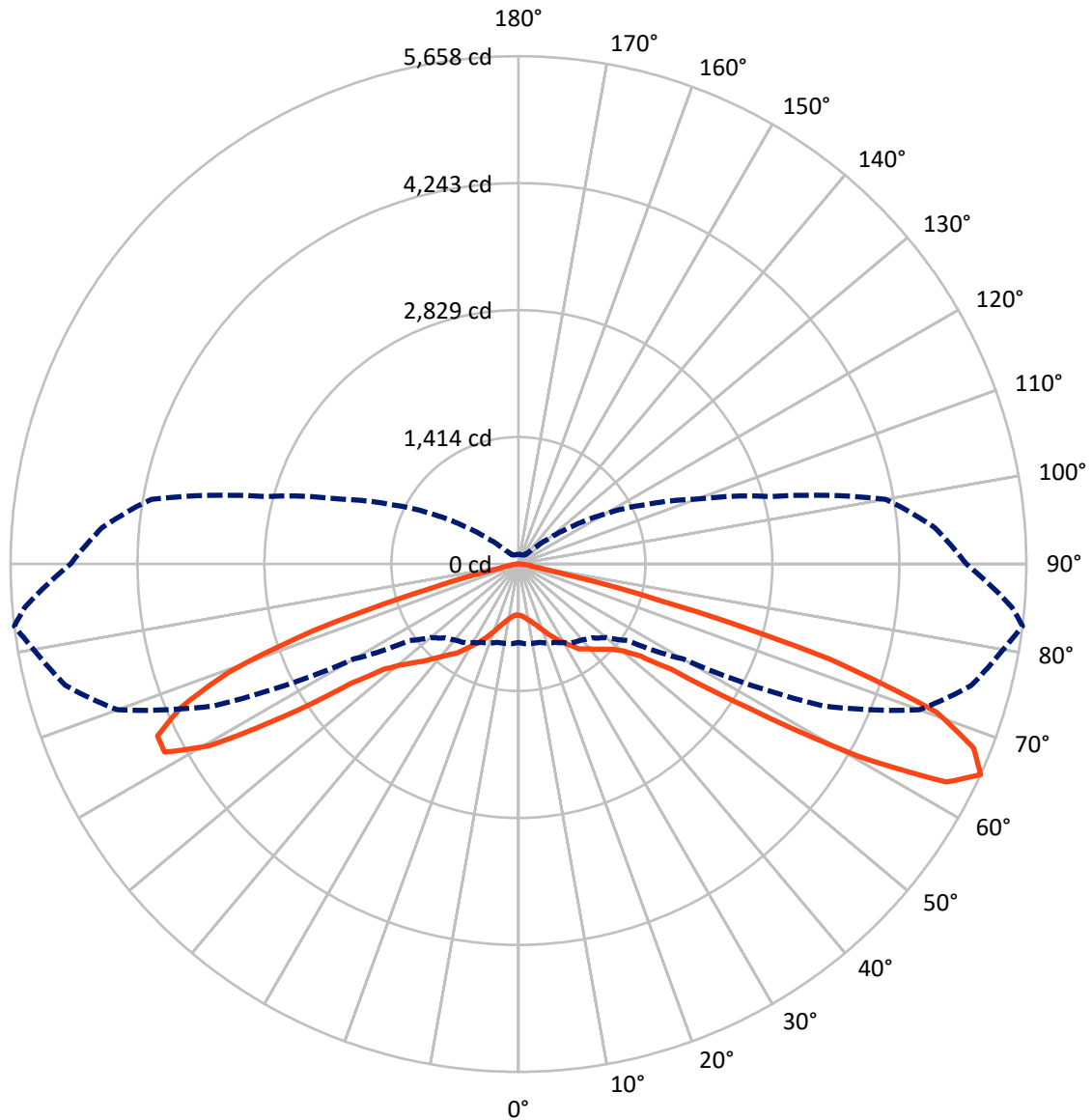


Based on 10 foot mounting height. Maximum calculated value = 7.2 fc  
 Type II - Short - Semi-Cutoff

REPORT NUMBER: P141723

CATALOG NUMBER: ECM-F03-LED-E1-T2-8030

### Luminous Intensity Polar Plot



— Vertical Plane Through 83-Deg Lateral      - - - Horizontal Cone Through 65-Deg Vertical

REPORT NUMBER: P141723

CATALOG NUMBER: ECM-F03-LED-E1-T2-8030

**FLUX DISTRIBUTION:**

		Downward	Upward	Total
<b>House Side</b>	Lumens	2285.7	0.0	2285.7
	% Fixture	37.1	0.0	37.1
<b>Street Side</b>	Lumens	3876.4	0.0	3876.4
	% Fixture	62.9	0.0	62.9
<b>Total</b>	Lumens	6162.1	0.0	6162.1
	% Fixture	100.0	0.0	100.0

**Coefficient of Utilization**

**ZONAL LUMENS:**

Zone	Lumens	% Fixture
0°-10°	57.4	0.9
10°-20°	201.1	3.3
20°-30°	397.4	6.4
30°-40°	683.8	11.1
40°-50°	1031.7	16.7
50°-60°	1435.7	23.3
60°-70°	1657.1	26.9
70°-80°	602.2	9.8
80°-90°	95.6	1.6
90°-100°	0.0	0.0
100°-110°	0.0	0.0
110°-120°	0.0	0.0
120°-130°	0.0	0.0
130°-140°	0.0	0.0
140°-150°	0.0	0.0
150°-160°	0.0	0.0
160°-170°	0.0	0.0
170°-180°	0.0	0.0
0°-90°	6162.1	100.0
0°-180°	6162.1	100.0



REPORT NUMBER: P141723

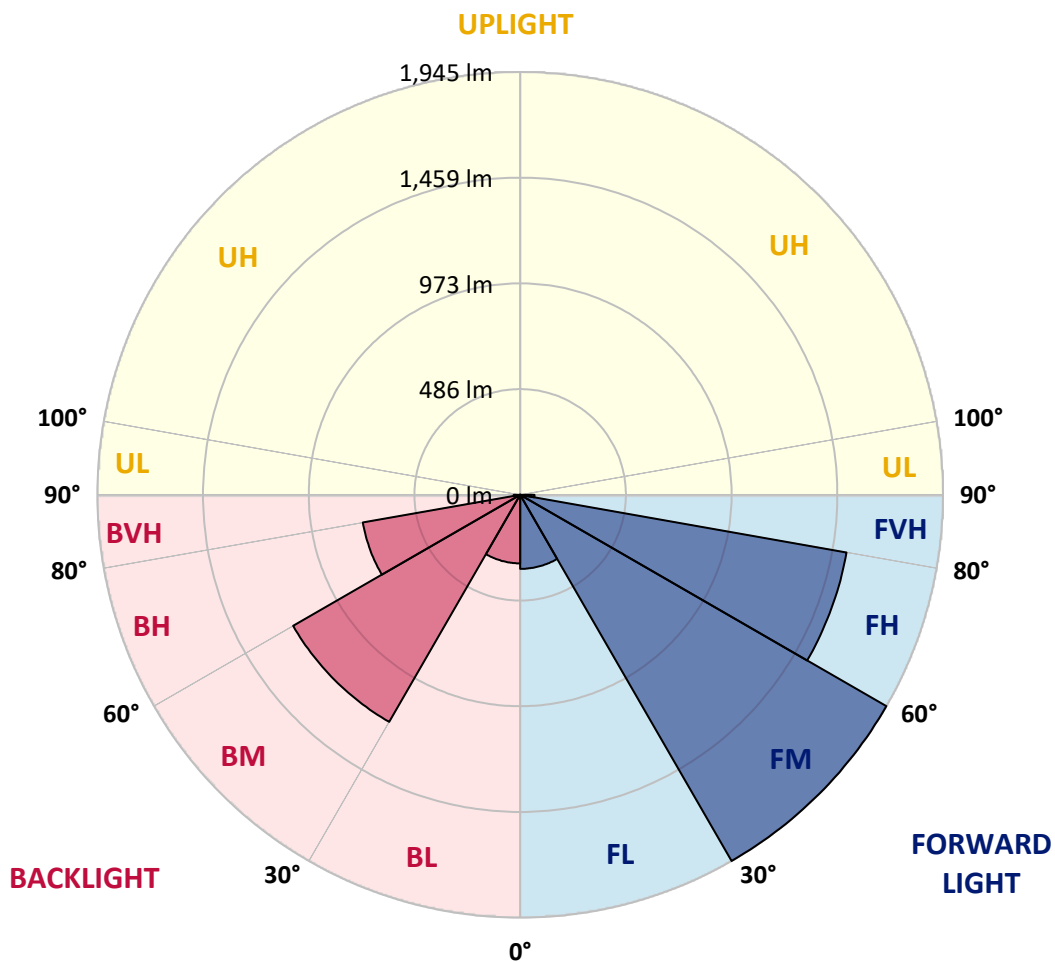
CATALOG NUMBER: ECM-F03-LED-E1-T2-8030

**LUMINAIRE CLASSIFICATION SYSTEM LUMEN TABLE AND BUG RATING:**

Zone		Lumens	% Fixture	Zone Rating/Lumen Limit		
				B	U	G
FL	(0°-30°)	340.7	5.5			
FM	(30°-60°)	1945.2	31.6			
FH	(60°-80°)	1524.5	24.7			G1/1800
FVH	(80°-90°)	66.1	1.1			G1/100
BL	(0°-30°)	315.2	5.1	B1/500		
BM	(30°-60°)	1206.0	19.6	B2/2500		
BH	(60°-80°)	734.9	11.9	B2/1000		G2/1000
BVH	(80°-90°)	29.6	0.5			G1/100
UL	(90°-100°)	0.0	0.0		U0/0	
UH	(100°-180°)	0.0	0.0		U0/0	

**BUG Rating: B2-U0-G2**

Type II Short





REPORT NUMBER: P141723

CATALOG NUMBER: ECM-F03-LED-E1-T2-8030

**CANDELA DISTRIBUTION (FULL):**

	0°	5°	10°	15°	20°	25°	30°	35°	40°	45°	50°
0°	570.6	570.6	570.6	570.6	570.6	570.6	570.6	570.6	570.6	570.6	570.6
2.5°	598.5	599.9	598.5	598.5	597.8	597.1	597.1	596.4	595.0	593.6	592.9
5°	631.2	631.9	629.8	629.8	630.5	629.8	627.8	628.5	622.9	620.8	619.4
7.5°	667.5	669.6	666.8	665.4	664.7	663.3	661.2	657.7	653.5	650.1	648.0
10°	708.6	710.7	709.3	706.5	702.3	700.2	698.1	692.6	687.7	682.1	677.9
12.5°	757.4	758.0	756.7	751.1	748.3	742.0	735.1	728.8	721.8	713.5	706.5
15°	805.4	806.1	804.0	798.5	795.0	787.3	777.6	769.2	757.4	747.6	738.5
17.5°	842.4	843.7	839.6	835.4	830.5	820.8	811.7	801.9	789.4	779.0	769.9
20°	854.9	857.0	854.2	852.1	849.3	844.4	835.4	827.0	815.9	808.2	801.2
22.5°	849.3	851.4	850.0	850.0	850.0	849.3	845.1	843.1	836.1	832.6	831.2
25°	841.0	843.1	841.7	843.1	845.8	849.3	849.3	853.5	852.8	858.4	861.9
27.5°	862.6	864.0	860.5	860.5	863.3	868.8	867.4	875.8	877.2	888.3	898.8
30°	937.8	937.8	932.2	926.7	928.7	927.4	926.0	931.5	931.5	942.0	946.9
32.5°	1050.0	1042.3	1041.6	1040.9	1036.0	1039.5	1028.4	1029.1	1024.2	1025.6	1023.5
35°	1173.3	1172.6	1169.8	1168.4	1166.3	1176.8	1168.4	1175.4	1158.0	1151.7	1139.9
37.5°	1281.3	1284.1	1286.2	1296.6	1301.5	1322.4	1327.3	1330.8	1312.6	1313.3	1286.9
40°	1390.0	1393.5	1401.1	1419.9	1433.9	1453.4	1462.4	1477.1	1478.5	1481.3	1461.8
42.5°	1508.4	1502.9	1513.3	1537.0	1554.4	1573.9	1585.8	1612.9	1628.3	1635.9	1638.7
45°	1603.9	1597.6	1602.5	1616.4	1632.5	1657.5	1683.3	1723.7	1756.5	1792.0	1811.5
47.5°	1653.4	1654.7	1658.2	1666.6	1677.7	1702.1	1738.4	1789.9	1842.9	1900.0	1950.9
50°	1669.4	1670.1	1675.0	1683.3	1693.8	1719.5	1757.2	1815.7	1879.8	1959.9	2038.0
52.5°	1674.3	1671.5	1676.3	1680.5	1687.5	1709.1	1744.6	1805.9	1878.4	1975.2	2090.9
55°	1656.1	1652.7	1661.0	1666.6	1672.2	1689.6	1716.8	1773.2	1848.4	1958.5	2109.7
57.5°	1586.5	1587.2	1599.0	1613.6	1628.3	1652.0	1687.5	1741.1	1815.7	1924.4	2093.7
60°	1468.7	1466.6	1481.3	1499.4	1524.5	1562.1	1606.0	1660.3	1722.3	1812.9	1979.4
62.5°	1254.8	1263.2	1268.1	1295.2	1296.6	1350.3	1378.8	1433.2	1486.1	1555.8	1705.6
65°	873.7	891.8	896.7	903.7	936.4	964.3	1010.3	1067.4	1102.2	1163.5	1275.0
67.5°	544.2	557.4	558.1	576.2	604.8	636.8	672.3	730.2	783.1	792.9	848.6
70°	451.5	452.2	461.9	475.2	497.5	530.2	565.1	605.5	653.5	684.2	678.6
72.5°	374.1	378.3	385.3	398.5	422.9	452.2	496.8	548.3	608.3	669.6	723.9
75°	250.8	257.8	259.9	266.2	278.0	304.5	337.9	386.7	464.0	555.3	671.0
77.5°	133.1	134.5	139.3	144.2	150.5	166.5	188.1	213.2	264.1	342.8	478.7
80°	67.6	70.4	73.9	77.3	76.6	80.8	87.1	98.2	115.7	150.5	216.7
82.5°	24.4	31.4	41.1	46.0	46.0	47.4	49.5	51.6	50.2	55.7	69.7
85°	11.1	12.5	16.0	25.1	25.8	25.8	25.8	27.2	25.8	23.0	27.2
87.5°	0.0	2.1	2.1	6.3	7.0	6.3	7.0	9.1	7.0	5.6	4.9
90°	0.0	0.0	0.0	0.0	0.0	0.0	0.0	0.0	0.0	0.0	0.0



REPORT NUMBER: P141723

CATALOG NUMBER: ECM-F03-LED-E1-T2-8030

**CANDELA DISTRIBUTION (continued):**

	55°	60°	65°	70°	75°	80°	83°	85°	90°	95°	100°
0°	570.6	570.6	570.6	570.6	570.6	570.6	570.6	570.6	570.6	570.6	570.6
2.5°	589.4	588.0	584.6	583.2	579.0	576.2	574.8	573.4	571.3	568.5	566.4
5°	615.2	611.0	606.2	603.4	597.8	592.2	590.1	587.3	582.5	578.3	573.4
7.5°	642.4	637.5	631.9	625.7	620.1	613.8	611.0	608.3	601.3	595.7	588.7
10°	671.7	664.7	658.4	652.8	648.0	641.0	636.1	634.0	627.8	619.4	612.4
12.5°	699.5	691.9	685.6	678.6	673.7	668.2	663.3	661.2	656.3	648.7	643.1
15°	728.8	721.1	714.2	709.3	703.7	700.2	697.4	693.9	691.9	685.6	682.8
17.5°	760.1	753.2	746.9	742.7	740.6	739.9	739.2	737.8	735.8	731.6	729.5
20°	795.7	789.4	787.3	786.6	787.3	788.0	789.4	789.4	790.1	787.3	786.6
22.5°	829.8	829.8	833.3	837.5	841.7	844.4	846.5	843.7	844.4	848.6	852.1
25°	867.4	873.7	882.8	889.7	896.0	900.9	903.7	905.1	906.5	912.7	919.0
27.5°	907.8	917.6	930.8	939.9	951.7	959.4	965.0	964.3	966.4	974.7	985.9
30°	958.0	967.8	981.7	994.2	1010.3	1021.4	1023.5	1022.1	1024.9	1032.6	1054.9
32.5°	1028.4	1030.5	1039.5	1052.1	1069.5	1080.6	1082.7	1086.2	1092.5	1106.4	1133.6
35°	1127.3	1118.3	1117.6	1123.1	1139.9	1161.5	1163.5	1165.6	1168.4	1186.5	1222.8
37.5°	1261.1	1224.2	1201.9	1184.5	1186.5	1194.2	1198.4	1199.8	1206.7	1234.6	1295.9
40°	1429.0	1360.0	1310.6	1261.1	1243.0	1244.4	1245.8	1244.4	1258.3	1301.5	1381.6
42.5°	1612.9	1552.3	1465.9	1363.5	1312.0	1295.2	1297.3	1298.7	1320.3	1383.0	1472.2
45°	1808.0	1769.0	1668.7	1508.4	1397.7	1355.2	1353.8	1356.5	1392.1	1480.6	1574.6
47.5°	1979.4	1989.2	1915.3	1727.2	1537.0	1429.0	1419.9	1424.8	1482.7	1577.4	1672.9
50°	2115.3	2179.4	2173.8	2024.7	1762.7	1556.5	1524.5	1531.4	1599.7	1697.9	1783.6
52.5°	2217.7	2348.0	2431.6	2372.4	2144.6	1787.8	1704.9	1693.1	1778.8	1882.6	1935.5
55°	2286.0	2497.1	2716.6	2819.0	2726.3	2287.4	2070.7	2044.9	2137.6	2270.0	2293.0
57.5°	2331.3	2678.3	3150.6	3546.4	3672.5	3296.3	3024.5	2916.5	2984.1	3124.2	3094.2
60°	2256.0	2750.0	3674.6	4383.9	4742.7	4649.3	4346.9	4183.9	4057.8	4047.3	3880.8
62.5°	1967.6	2579.3	3887.1	4782.4	5286.8	5403.2	5349.5	5156.5	4807.5	4613.8	4237.5
65°	1484.0	2113.2	3735.9	4751.7	5224.8	5482.6	5657.5	5518.8	4989.3	4654.2	4153.9
67.5°	948.3	1364.2	3107.4	4383.2	4827.7	5117.5	5467.3	5403.9	4727.4	4299.6	3755.4
70°	692.6	756.0	2108.3	3710.1	4199.2	4454.2	4935.0	4907.1	4145.6	3664.8	3125.6
72.5°	797.8	563.7	1155.9	2771.6	3149.9	3350.6	3625.8	3558.2	2896.3	2562.6	2180.8
75°	899.5	630.5	651.4	1644.3	1760.0	1619.2	1656.8	1438.8	1122.4	994.9	980.3
77.5°	757.4	790.8	590.8	706.5	650.8	468.9	351.2	275.2	215.3	231.3	257.1
80°	440.3	889.0	781.7	367.9	412.5	328.2	146.3	121.2	100.3	101.7	103.1
82.5°	135.9	555.3	1100.1	449.4	408.3	462.6	134.5	82.2	66.2	74.6	84.3
85°	45.3	232.7	882.1	471.7	264.1	246.6	59.2	40.4	33.4	46.7	66.2
87.5°	11.1	56.4	163.7	62.0	39.0	23.7	20.2	14.6	16.0	29.3	41.1
90°	0.0	0.0	0.0	0.0	0.0	0.0	0.0	0.0	0.0	0.0	0.0





REPORT NUMBER: P141723

CATALOG NUMBER: ECM-F03-LED-E1-T2-8030

**CANDELA DISTRIBUTION (continued):**

	105°	110°	115°	120°	125°	130°	135°	140°	145°	150°	155°
0°	570.6	570.6	570.6	570.6	570.6	570.6	570.6	570.6	570.6	570.6	570.6
2.5°	565.1	563.0	560.9	559.5	557.4	557.4	555.3	555.3	552.5	551.1	551.1
5°	569.2	565.1	561.6	558.1	554.6	553.2	550.4	549.0	546.2	544.2	542.8
7.5°	583.2	577.6	573.4	569.2	565.1	563.0	560.2	557.4	556.7	555.3	553.9
10°	606.9	599.2	595.7	592.9	587.3	586.0	583.2	581.1	579.0	576.9	577.6
12.5°	637.5	631.9	630.5	625.0	623.6	621.5	617.3	615.9	610.3	606.2	604.1
15°	676.5	674.4	674.4	671.7	667.5	664.0	657.7	654.2	644.5	638.2	631.2
17.5°	728.1	726.0	726.7	723.9	719.0	712.8	705.8	695.3	680.7	669.6	655.6
20°	788.0	787.3	788.7	786.6	780.3	772.0	755.3	739.9	719.7	699.5	684.2
22.5°	854.9	858.4	859.8	854.2	847.2	829.8	811.7	789.4	762.2	735.8	714.2
25°	926.0	934.3	939.2	931.5	923.2	900.9	873.7	843.7	805.4	773.4	744.8
27.5°	995.6	1013.1	1020.0	1015.8	1002.6	971.2	935.0	895.3	848.6	806.1	769.2
30°	1078.5	1101.5	1114.1	1107.8	1082.0	1040.9	997.0	943.4	884.2	833.3	788.7
32.5°	1165.6	1194.2	1203.3	1190.0	1152.4	1100.8	1043.7	978.2	911.3	852.8	802.6
35°	1262.5	1289.0	1291.1	1265.3	1215.8	1150.3	1079.2	1000.5	923.9	858.4	803.3
37.5°	1346.8	1373.3	1371.2	1332.9	1272.9	1191.4	1100.8	1005.4	916.2	841.7	781.7
40°	1435.3	1464.5	1448.5	1399.0	1321.7	1217.9	1103.6	988.7	886.9	805.4	739.9
42.5°	1528.6	1541.2	1512.6	1450.6	1351.0	1217.2	1079.9	949.0	841.0	750.4	681.4
45°	1614.3	1604.6	1563.5	1480.6	1348.9	1187.2	1033.3	899.5	779.6	689.1	621.5
47.5°	1691.0	1660.3	1596.9	1480.6	1316.1	1134.3	973.3	835.4	716.2	625.0	558.1
50°	1773.9	1709.8	1610.9	1454.8	1256.9	1070.2	909.9	771.3	648.7	555.3	482.1
52.5°	1884.0	1769.0	1610.9	1408.1	1195.6	1005.4	843.1	696.7	569.9	472.4	399.9
55°	2141.8	1893.0	1638.7	1382.3	1141.3	937.1	763.6	600.6	477.3	383.9	324.0
57.5°	2648.3	2164.8	1778.8	1429.7	1121.0	863.3	661.2	494.0	376.9	298.9	248.7
60°	3069.8	2384.2	1892.3	1465.9	1088.3	767.8	535.8	378.3	280.1	220.9	188.1
62.5°	3178.5	2387.0	1845.7	1371.9	955.9	625.0	395.0	260.6	192.3	160.2	142.8
65°	2906.8	2111.1	1569.7	1119.0	728.1	434.1	247.3	158.2	128.2	117.1	110.1
67.5°	2443.5	1681.9	1163.5	780.3	459.1	239.0	138.7	108.7	97.5	94.1	90.6
70°	1874.2	1181.7	757.4	457.1	240.4	124.0	98.9	89.2	84.3	82.2	79.4
72.5°	1155.2	698.1	411.8	219.5	119.8	94.8	88.5	85.0	78.7	75.9	73.2
75°	490.5	299.6	170.7	111.5	96.1	90.6	85.7	81.5	76.6	72.5	69.7
77.5°	165.1	114.3	101.0	97.5	96.1	90.6	84.3	78.7	73.9	69.0	66.2
80°	100.3	91.3	93.4	92.7	96.1	89.9	81.5	75.2	69.7	64.8	61.3
82.5°	87.1	86.4	88.5	90.6	95.5	86.4	76.6	67.6	60.6	55.7	52.3
85°	75.2	76.6	78.0	79.4	82.2	73.2	62.0	53.6	48.1	41.8	39.0
87.5°	50.2	54.3	57.1	57.8	55.7	34.8	20.2	23.7	24.4	20.9	18.8
90°	0.0	0.0	0.0	0.0	0.0	0.0	0.0	0.0	0.0	0.0	0.0



REPORT NUMBER: P141723

CATALOG NUMBER: ECM-F03-LED-E1-T2-8030

**CANDELA DISTRIBUTION (continued):**

	160°	165°	170°	175°	180°
0°	570.6	570.6	570.6	570.6	570.6
2.5°	549.0	548.3	550.4	548.3	548.3
5°	542.1	541.4	541.4	541.4	540.0
7.5°	553.2	552.5	551.8	551.8	551.1
10°	574.8	574.1	574.1	573.4	573.4
12.5°	600.6	597.8	597.1	595.7	596.4
15°	625.7	618.0	615.9	613.8	611.7
17.5°	645.2	636.1	631.2	627.1	627.1
20°	669.6	657.7	651.4	645.2	645.2
22.5°	697.4	681.4	673.0	666.1	663.3
25°	720.4	700.2	688.4	680.0	677.9
27.5°	737.8	712.1	696.7	687.0	684.2
30°	751.8	722.5	704.4	693.9	689.8
32.5°	760.8	728.8	709.3	698.8	694.6
35°	756.0	721.8	698.1	685.6	682.8
37.5°	731.6	695.3	667.5	654.2	649.4
40°	687.0	648.0	618.7	602.7	599.9
42.5°	628.5	589.4	561.6	544.8	537.2
45°	565.7	525.3	498.9	483.5	474.5
47.5°	498.2	458.5	431.3	416.0	409.7
50°	427.1	388.8	365.8	349.1	342.8
52.5°	353.2	319.1	296.1	282.2	275.2
55°	282.9	255.0	235.5	226.4	221.6
57.5°	220.9	202.8	191.6	186.0	182.5
60°	171.4	162.3	158.2	154.0	154.7
62.5°	133.8	131.7	130.3	128.2	128.9
65°	108.0	106.6	107.3	106.6	107.3
67.5°	88.5	89.2	90.6	90.6	91.3
70°	78.0	78.7	80.1	80.1	80.1
72.5°	72.5	73.9	75.2	74.6	74.6
75°	68.3	71.8	74.6	71.8	69.0
77.5°	64.1	72.5	80.1	73.9	66.2
80°	58.5	76.6	85.7	74.6	63.4
82.5°	55.7	73.9	75.2	64.8	55.7
85°	51.6	83.6	87.1	59.2	42.5
87.5°	26.5	50.2	57.8	39.7	21.6
90°	0.0	0.0	0.0	0.0	0.0

(END OF REPORT)